


High-performance A/D converter



Highly legible LED display



Various applications

CI-500A SERIES

Weighing Controller

CI-500A series is capable of fast and accurate weighing via High-performance A/D converter. Suitable for a wide variety of applications from general platform scales to advanced weighing equipment such as hopper and packing scales.




CAS

CI-500A SERIES

Feature

High speed A/D conversion & High display resolution

High speed A/D conversion with excellent processing capabilities (200 times/sec) for fast response. High display resolution of 1/10000 for all input range.



Shielded against noise (RFI & EMI)

CI-500A's structure is shielded against noise such as RFI and EMI, offering supreme stability among harsh environmental conditions.



Highly-legible LED display and Sub display

With increased illuminance and large character display (20mm height), this LED display provides excellent visibility.

The Sub display (CI-505A/507A only) is easy to set up and can be used to check various information such as an item number and set values.




Front

Easy setup

Easily set values using the numeric keypad. Also, Setup the short-cut keys (F1, F2) with preferred or commonly used functions for greater ease of use.

Terminal block installed

Easily connect the CI-500A series with external equipment, including a printer, PLC, Controller and more via the terminal block.



Terminal block




Back

Various serial interface ports

A wide range of interface ports are available for flexible networking.

- Standard interface
(Printer, Current loop, RS-232C)
- Optional interface
(RS-422/485, BCD In/Out)



Serial interface ports

Various applications

Suitable for a wide variety of applications ranging from general platform scales to advanced weighing and measuring equipment that requires a high level of sequence. Such equipment as hopper and packing scales will general benefit from the unique capabilities of the CI-500A series.



Self-hardware test function

When a weighing system is installed, you can use the self-hardware test function to check if the cables, external input/output signals or interface options are connected correctly to the CI-500A. This function insures stable operation.

Weighing Controller



▲ CI-501A



▲



▲ CI-502A



▲ CI-507A

CI-501A

- External input: 4ea
- Application: Tester, Platform scale, Animal scale, Truck scale
- Various interface: PRT, Current loop, RS-232C
(Option: RS-422/485, BCD In/Out)
- PC command mode

CI-502A

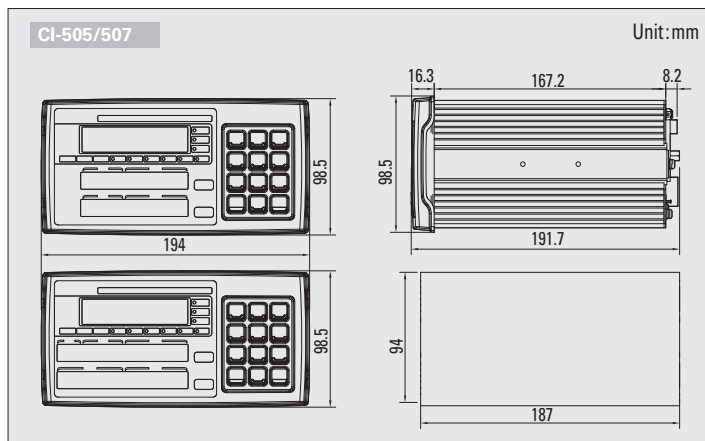
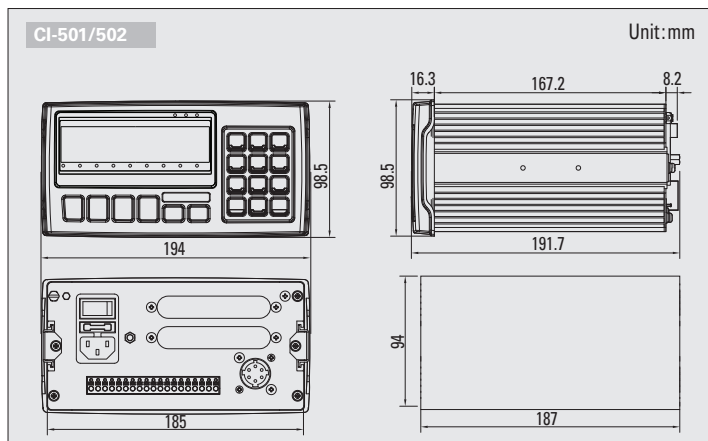
- 4 steps control
- External input: 4ea • External output: 6ea
- Various control modes: Limit mode, Packer mode, Checker mode
- Application : Tester, Platform scale, Animal scale, Truck scale, Packing scale, checking scale, Hopper scale etc.

CI-505A

- 4 steps control
- External input: 4ea • External output: 6ea
- 4 Sub displays : ITEM, SP1, SP2, COUNT
- Application : Tester, Platform, Animal scale, Truck scale, Packing scale, Hopper scale etc.

CI-507A





- 3 steps control (for a loss-in-weight)
- Batching Control
- External input: 4ea • External output: 6ea
- 5 Sub displays: ITEM, FALL, FINAL, SP1, SP2
- Application: Tester, Platform, Animal scale, Truck scale, Packing scale, Checking scale, Hopper scale (for Loss-in-weight) etc.



CI-500A SERIES | Weighing Controller

TOTAL WEIGHING SOLUTION™

SPECIFICATIONS

Category		Weighing Controller			
		CI-501A	CI-502A	CI-505A	CI-507A
Model					
Load cell excitation voltage		DC 10V			
Load cell connection (350ohm)		8ea (4 or 6-wire)			
Zero adjustment range		-0.6mV ~ +42.0mV			
Input sensitivity		0.45uV/D			
A/D conversion method		Sigma-delta			
A/D internal resolution		1/520,000			
A/D display resolution		1/10,000			
A/D conversion speed		200 times/sec			
Display	Unit Display	Kg, g, ton			
	Weight Display	6digits LED (Height: 25mm)			
	Auxiliary Display	-	4ea		5ea
Power		AC 100~250V, 50/60Hz			
Operating Temp		-10°C~ 40°C			
External input		4ea			
External output		-	6ea		
Product size (W x D x H/mm)		195 x 189 x 98			
Product weight (kg)		Approx. 1.8kg			
Interface	Standard	RS-232C, Current loop, Printer port			
	Optional	Analog out (V-out: 0~10V, I-out: 4~20mA), BCD In/Out, RS-422, RS-485			

OPTIONS

- RS-422/485, Analog out (V-out: 0~10V, I-out: 4~20mA), BCD in/out, Remote display (CD series), Printer



CAS BLDG., # 440-1, SUNGNAE-DONG,
GANGDONG-GU, SEOUL, KOREA

TEL_ 82 2 2225 3500

FAX_ 82 2 475 4668

<http://www.globalcas.com>

Specifications are subject to change for improvement without prior notice.

C-21800102