

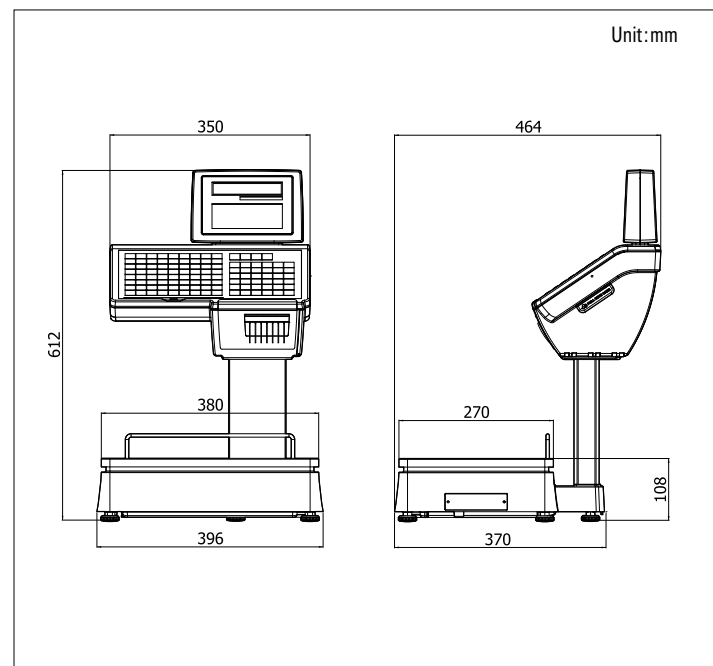
CL5500-D SERIES

| Network Scale

SPECIFICATIONS

Model	CL5500-D		
Max.capacity (kg)	3 / 6	6 / 15	15 / 30
Readability (g)	1 / 2	2 / 5	5 / 10
External resolution	1 / 3,000 (Dual interval)		
Display type	Graphic LCD(32 x 202) + Numeric LCD(4/5/6/6)		
Printing speed	100mm/sec		
Printer resolution	202dpi		
Label size (mm)	Width: 40 ~ 60 Length: 30 ~ 200		
Power	AC 100 ~ 240V, 50 / 60Hz		
Operating temperature	-10°C~+40°C		
Platter size (mm)	380(W) x 270(D)		
Dimensions (mm)	396(W) x 464(D) x 612(H)		
Product weight (kg)	12.64		

DIMENSIONS



FEATURES

- Memory capacity: 8,000 plus & 1,000 ingredients
- Speed key: 144 PLU keys (72 keys x 2 via double-clicking)
- Supporting free label format design
- High-speed thermal printer (100mm/s)
- "Cartridge loading type" label installation
- 40 fixed format & 20 customized format design

OPTIONS

- Wireless bridge card
- Platter with back rail
- PC manager program (CL-Works; also compatible with CL5000 & CL5000J)
- PLU Plastic cover

PRODUCT LINE UP (It can be fully integrated with CL5000 & CL5000J series)



CAS

CAS BLDG., # 440-1, SUNGNAE-DONG,
GANGDONG-GU, SEOUL, KOREA
TEL_ 82 2 2225 3500
FAX_ 82 2 475 4668

<http://www.globalcas.com>

Specifications are subject to change for improvement without prior notice.



LCD display



Paper Cartridge

Direct PLU keys
& function keys

CL5500-D SERIES

It's the best network solution for your business!

- Flexible & reliable network system (wired/wireless)
- Easy loading paper cartridge
- Free format label designs
- User-friendly PC software



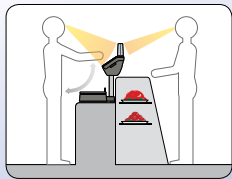
CAS

CL5500-D SERIES

Hardware

Ergonomic Mechanical Design

With its ergonomic design, the CL5500-D provides smooth operation while remaining non-strenuous on the operator.



PLU Keys

The embossing membrane type keypad adds a sophisticated look of CL5500-D. Double-click function provides easy access to the key's secondary PLU, totaling in 148 PLU. Shorten operation time by customizing keys.

Printer

High speed thermal printer that supports label/ticket printing. Guaranteed satisfaction with 100mm/sec speed and 202dpi resolution.



Platform

Parts can be replaced without breaking seals. So re-verification is not necessary after repair.

Interface

It supports various interface, such as RS-232, PS2, RJ11, USB, Ethernet, etc.



RS-232



PS2



RJ11



USB



Ethernet

Display

A unique combination of display types suitable for any environment. Numeric LCD (4/5/6/6) + Graphic LCD (32 X 202)

Customized Keys

CL5500-D provides an additional 4 customized keys. While using these keys, the operator can access frequently used functions easily.



Paper Cartridge

Cartridge loading type, quick and easy replacement of new label/ticket roll.



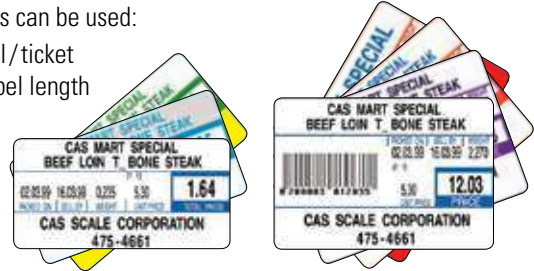
Network Scale

Software

Label Formats

There are 40 preset labels are installed in the scale and 20 of the label formats can be modified freely with CL-Works PC Program. Various Label sizes can be used:

- Continuous Label/ticket
- Up to 200mm label length



PC Software: CL-Work

User-Friendly Scale management software. PLU programming, store data, sales report, label editor, key-pad editor and much more. Control all the program data by CL-Works program. Other types of CL5000 share this software with CL5500-D.

CL-work



PLU Editor
Enables easy PLU control. Allows PLU's management by excel.



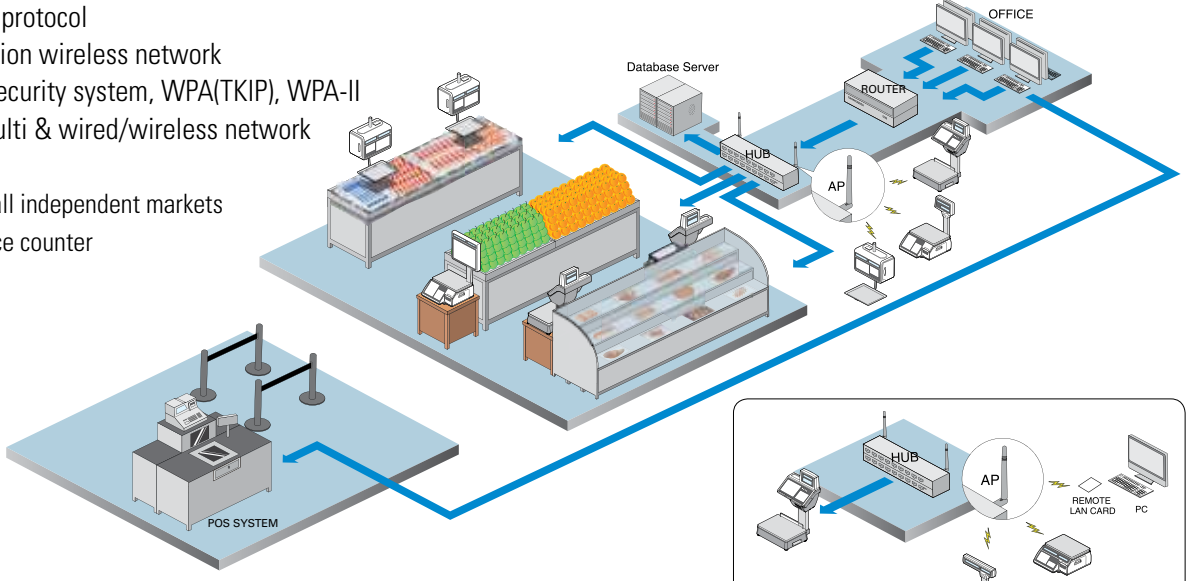
Label Editor
20 modifiable label formats. Easy downloading of label formats.



Keypad Editor
Easy to setup and download. Key design color Image. Keypad supported.

Network System

- TCP/IP communication protocol
- IEEE802.11G specification wireless network
- 64/128 bit WEP data security system, WPA(TKIP), WPA-II
- One to one, multi to multi & wired/wireless network
- Network structure for
 - Large, medium and small independent markets
 - Pre-pack and self-service counter
 - Hyper market



▲ Mixed with Wired /Wireless Network

▲ Multi to Multi